


HOME
COMPANY
DEALER
DEMO
▼ PRODUCTS
[Application Advisories](#)
 Catalog
[Info by Category](#)
 Installation Instructions
 IR Code Libraries
 Software

 [System Applications](#)

490-00 MICRO LINK™



Another miniature IR receiver that features surface mount technology. The 490 has its electronics housed in a brass cylinder. The "business end" of the unit is a small round lens. This small receiver is designed to be placed in very tiny spaces. One example is a small corner of an equipment cabinet. A single, 1/2-inch hole will accommodate the 490. The high sensitivity of this receiver gives you the ability to place the 490 further away from the hand held remote, increasing the placement options you have.

FEATURES

- Extremely small package, only 2 inches deep.
- Works in normal 3-wire mode.
- Talkback green LED tests system for correct wiring as well as indicating infrared reception.
- RF Grid included for EMI interference reduction.
- SUN490 Sunscreen filters available separately. Order these to help with sunlight and stray IR problems. They fit easily under the bezel.

The 490 is available in several versions as follows:

490-00 - Standard version, with mini 3-conductor 7 ft. ribbon cable and separate screw terminal block (supplied).


490W-00 - Same as the 490-00 except with white bezel.


490DW-00 - J-box version of the 490W-00. Includes a white decorator style insert for single gang mounting. See illustration.


490-30 - Quick connect version of the 490-00. Seven-foot cable with 3.5mm stereo mini plug permits direct plug-in to Xantech Connecting Blocks that have an "IR RCVR" or "AUX" jack, such as the CB12, CB20, CB60, 789-44, 791-44, etc.


490-KIT - MICRO LINK™ KIT - Prepackaged kit includes:


- (1) 490-30 Micro Link Receiver (brass bezel)
- (1) CB60 Connecting Block
- (1) 781RG Power Supply
- (4) 283M Blink IR Mouse Emitters


 [Back to Info by Category](#)

 [Instruction Manual](#)

 [Application Advisory](#)

 [Tech Notes/FAQ](#)

 [Printable Catalog Page](#)

 [Product Demo](#)

SPECIFICATIONS

- Infrared modulation frequency bandwidth: 30 - 100 kHz.
- Nominal reception range: > 30 feet.
- Nominal reception angle: 55 degrees off axis.
- Cable requirements for long lengths: three-conductor/24 gauge up to 200', 22 gauge up to 600', 20 gauge up to 2000' and 18 gauge up to 5000' (unshielded OK).
- Maximum cable length: One mile with 18 gauge.
- Maximum current output: 100 milliamps.
- Maximum number of directly driven IR emitters: Up to four connected in series. (Use Xantech Connecting Blocks for emitter expansion).
- Power requirements: 12 volts DC @ 10 mA. Requires 781RG Power Supply.
- Dimensions: 1/2" (13mm) diameter, 2" (51mm) deep.

490W-30 - Same as 490-30 except with white bezel.

Except for the variations noted above, each unit in the 490 series has the same features and specifications.

www.Beamalarm.com